



ASHLY

Power Amplifiers

model FET-2000M
model FET-2000C



FET-2000M



FET-2000C

Ashly, the first professional audio manufacturer to release a MOS-FET power amplifier, is proud to introduce the next generation, the **FET-2000** Series. During its first decade, our original FET Series became a standard for applications requiring the utmost in sonic excellence and extreme reliability. We now improve upon that reputation by offering more models with better specifications than ever before.

The **FET-2000** series is offered in two variations:

The **FET-2000M** features LED meters and balanced XLR or 1/4" inputs. This design is intended for demanding sound reinforcement, broadcast facilities, recording studios, or any application where visual monitoring and interfacing with balanced equipment is essential.

The **FET-2000C** is designed to meet the needs of professional industrial installations such as theater, public address and stadium use. In these situations meters and XLR inputs are not typically required, so the **FET-2000C** is supplied without meters and utilizes barrier strip and 1/4" inputs. This amplifier provides all of the same performance benefits as the **FET-2000M** at a lower cost.

The **FET-2000** series represents Ashly's ongoing dedication to extending the bound-

aries of technology. Simple, stable circuitry produces better sound. Ashly MOS-FET amplifiers use a complementary, all-discrete design. The driver is pure class-A and, because it has only two stages, requires little compensation allowing both speed and linearity with no crossover-notch distortion.

The output stage consists of paralleled power MOS-FETs for current gain. The MOS-FETs have smooth transconductance curves and run at a relatively high idle current, again preventing crossover notch distortion. They require no dissipation-limiting protective circuitry and provide virtually infinite power gain, keeping load reflections from the driver stage. This promotes stability and low distortion when driving reactive loads like loudspeakers.

Special attention is paid to overload performance; when an Ashly amp is overdriven, it will clip cleanly with a slightly rounded edge totally free from spikes and glitches. Total immunity to power supply variations insures that transient distortions are never generated on program material with wide dynamic range.

The result: powerful and quick amplifiers that deliver unrestrained, uncolored sound quality with remarkable accuracy.

To ensure compatibility with every installation and insure the protection of every user, Ashly power amplifiers are listed with U.L. Plus, each is backed by Ashly's exclusive five-year worry-free warranty.

U.L. Listed

Five-Year Worry-Free Warranty

MOS-FET Output Devices

Class-A Full Complementary Front End

Modular Construction

XLR and 1/4" inputs on "M" Models

Barrier Strip and 1/4" Inputs on "C" Models

Stereo, Mono & Bridging Modes

LED meters on "M" models

Forced Air Cooling

Perfect Overload and Square Wave Response

Stable Into Any Load

Self-Protecting Under Virtually All Conditions

Specifications

POWER OUTPUT

EIA SPECIFICATION

($\pm 1\text{dB}$ $< 1\%$ THD 20Hz-20kHz)

STEREO (Rated Per Channel)

2 ohms: 675 Watts RMS

4 ohms: 500 Watts RMS

8 ohms: 300 Watts RMS

MONO BRIDGED

4 ohms: 1350 Watts RMS

8 ohms: 1000 Watts RMS

FTC SPECIFICATION

(min power $< .01\%$ SMPTE IMD)

STEREO (Rated Per Channel)

4 ohms: 400 Watts RMS

8 ohms: 250 Watts RMS

MONO BRIDGED

8 ohms: 800 Watts RMS

Total Harmonic Distortion: .004% 1kHz, 8 Ω
 .01% 20Hz, 8 Ω
 .05% 20Hz-20kHz, 8 Ω

IM Distortion (SMPTE): .004% 8 Ω
 (IHF): .01% 8 Ω

Damping Factor: > 100 20Hz-20kHz
 Bandwidth: 100kHz
 Slew Rate: 50V/ μ S
 Frequency Response: $\pm .5\text{dB}$ 10Hz-50kHz
 Rise Time: 2 μ S 10%-90%
 Full Power Input Sensitivity: 1.7V
 Hum and Noise: $> 110\text{dB}$ below full output
 Power Requirements: 110-125VAC, 50-60Hz
 Size: 19" L x 5.25" H x 16" D
 Shipping Weight: 65 lbs


Architect's Specification

Ashly Model 2000M

The power amplifier, being of two channels, shall deliver a minimum power of 250 watts per channel into 8 ohm loads, 400 watts per channel into 4 ohm loads, or 600 watts per channel into 2 ohm loads with both channels operating. When switched into bridged mono mode, it shall deliver at least 500 watts into a 16 ohm load, 800 watts into an 8 ohm load, or 1200 watts into a 4 ohm load. The amplifier shall be immune to damage from shorted, open, or mismatched loads. The amplifier shall have a gain of 29dB $\pm .5\text{dB}$ per channel and an input sensitivity of 1.7 Volts $\pm 2\%$ for full rated output. Frequency response shall be 10Hz to 20kHz $\pm .5\text{dB}$. It shall be stable into any load including pure capacitors and inductors. Hum and noise shall be at least 110dB below full output and SMPTE intermodulation distortion shall be less than .01% at full output. The amplifier shall have rear panel switching for mono and bridging modes and rear mounted level controls. The inputs shall be balanced bridging type with male and female XLR type connectors as well as 1/4" phone jacks. A three-color LED type indicator shall be employed to show the power level of each channel and self contained forced air cooling shall be used. The power output devices shall be of the Lateral MOS-FET type. The amplifier shall weigh 55lb. net and mount in a standard 19 inch rack using three spaces (5.25" high). The power requirement shall be 110-125VAC, 50-60Hz. The power amplifier shall be an Ashly FET-2000M.

Ashly Model 2000C

The power amplifier, being of two channels, shall deliver a minimum power of 250 watts per channel into 8 ohm loads, 400 watts per channel into 4 ohm loads, or 600 watts per channel into 2 ohm loads with both channels operating. When switched into bridged mono mode, it shall deliver at least 500 watts into a 16 ohm load, 800 watts into an 8 ohm load, or 1200 watts into a 4 ohm load. The amplifier shall be immune to damage from shorted, open, or mismatched loads. The amplifier shall have a gain of 29dB $\pm .5\text{dB}$ per channel and an input sensitivity of 1.7 Volts $\pm 2\%$ for full rated output. Frequency response shall be 10Hz to 20kHz $\pm .5\text{dB}$. It shall be stable into any load including pure capacitors and inductors. Hum and noise shall be at least 110dB below full output and SMPTE intermodulation distortion shall be less than .01% at full output. The amplifier shall have rear panel switching for mono and bridging modes and rear mounted level controls. The inputs shall utilize 1/4" phone jacks as well as barrier/terminal input strips. Self contained forced air cooling shall be used. The power output devices shall be of the Lateral MOS-FET type. The amplifier shall weigh 55lb. net and mount in a standard 19 inch rack using three spaces (5.25" high). The power requirement shall be 110-125VAC, 50-60Hz. The power amplifier shall be an Ashly FET-2000C.



To provide maximum flexibility, Ashly offers two variations in our FET Power Amplifiers:

The FET-2000M (top) features XLR and 1/4" inputs.

The FET-2000C (bottom) utilizes Barrier Strips and 1/4" inputs.